

**Department of Textile and Fashion Technology in Collaboration with  
Department of Lifelong Learning and Extension 2023-2024**

**REPORTS OF THE EVENTS CARRIED OUT IN THE ACADEMIC YEAR 2023-2024**

**INDEX**

| <b>Sr.No.</b> | <b>Activity/Session</b>                          | <b>Date</b>              | <b>Page No.</b> |
|---------------|--|--------------------------|-----------------|
| 01            | HGH- TEXZONE                                     | 04/07/2023<br>07/07/2023 |                 |
| 02            | SUSTAINABLE DESIGN THINKING                      | 10/07/2023               |                 |
| 03            | HUNAR KARYASHALA – BEADED<br>JEWELRY & RESIN ART | 07/08/2023               |                 |
| 04            | CRAFTING RESEARCH DESIGN                         | 08/08/2023               |                 |
| 05            | VASTRAKALA “BREATH TAKING<br>BHUJODI”            | 11/08/2023               |                 |
| 06            | INDEPENDENCE DAY CELEBRATION                     | 14/08/2023               |                 |
| 07            | HUNAR KARYALASHA BAG MAKING<br>WORKSHOP          | 19/08/2023               |                 |
| 08            | PARAMPARIC KARIGAR                               | 25/08/2023               |                 |
| 09            | GO – SWADESHI EXIBHITION                         | 30/08/2023               |                 |
| 10            | PARENTS TEACHER INTERACTION                      | 02/09/2023               |                 |
| 11            | STORY OF ACHEIVERS                               | 02/09/2023               |                 |
| 12            | COLOURATION AND RECENT TEXTILE<br>TRENDS         | 08/09/2023               |                 |
| 13            | FRESHERS EVENT                                   | 04/ 09/2023              |                 |
| 14            | MERI MATTI MERA DESH                             | 16/10/2023               |                 |
| 15            | TECHNINICAL SEMINAR WITH SDC                     | 07/10/2023               |                 |
| 16            | AVISHKAR RESEARCH ORINTATION                     | 02/12/2023               |                 |
| 17            | AVASHKAR RESEARCH COMPETITION                    | 16/12/2023               |                 |

|    |   |                           |  |
|----|---|---------------------------|--|
| 18 | AVISHKAR RESEARCH COMPETITION               | 23/12/ 2023               |  |
| 19 | A TALK BY AJAY SHRIVASTAV -<br>ENTREPRENEUR | 21/12/2023                |  |
| 20 | REGIONAL MEET                               | 06/02/2024                |  |
| 21 | NIRMAL UTSAV IRIDYANA                       | 31/01/2024                |  |
| 22 | JAMBOREE HATT                               | 14/08/2023                |  |
| 23 | KARAJGOAN RURAL EXTENSION                   | 16/01/2024/<br>17/01/2024 |  |
| 24 | SRIJNA                                      | 28/02/2024                |  |
| 25 | INDUSTRIAL VISIT                            | 02/03/2024<br>08/03/2024  |  |
|    |   |                           |  |

## **NAME OF THE ACTIVITY / EVENT: SUSTAINABLE DESIGN THINKING**

- ❖ **Name of the college:** College of Home Science Nirmala Niketan
- ❖ **Affiliation:** Mumbai University
- ❖ **Name of The Event:** Sustainable Design Thinking
- ❖ **Title of the program/s :** Sustainable Design Thinking
- ❖ **Name of the Department organized:** Department of Textile and Fashion Technology
- ❖ **Level:** Local
- ❖ **Name of the Committee Organizing:**
- ❖ **Organizing Team (Chairperson, Convenor, Co-Convenors and members)**
- ❖ **Invited by/ Requested by:** Dr Pratima Goyal HOD department of textile and fashion technology
- ❖ **Name of the Collaborators (if any)**
- ❖ **Resource person/s and their designation and organization employed:**
- ❖ **Day and Date:** 10/07/23
- ❖ **Time:** 2pm to 4pm
- ❖ **Platform used (if online)**
- ❖ **Venue (Meeting Link, if Online) :** College of Home Science Nirmala Niketan
- ❖ **Beneficiaries/ Participants and number :** 37
- ❖ **Guests / Dignitaries:** 1
- ❖ **Management Representative/S.:** 2
- ❖ **Staff (In-House / Out-House):** 10
- ❖ **Students (In-House / Out-House):** 37
- ❖ **Any other**

The session began with an introduction by Ms. Kavya, highlighting her achievements and contributions in the fields of textile and fashion technology. During her presentation, Ms. Kavya emphasized the importance of sustainability in today's world. She engaged the audience in a discussion about the significance of sustainability, providing valuable insights. We gained a comprehensive understanding of the design thinking process through her PowerPoint presentation, which is crucial for our advancement in the fashion industry. Personally, I have acquired new knowledge and awareness of concepts that were previously unfamiliar to me, and I am eager to apply them in my future endeavors.

## **NAME OF THE ACTIVITY / EVENT: CRAFTING RESEARCH DESIGN**

- ❖ **Name of the college:** College of Home Science Nirmala Niketan
- ❖ **Affiliation:** Mumbai University
- ❖ **Name of The Event:** Crafting Research Design
- ❖ **Title of the program/s:**
- ❖ **Name of the Department organized:** Textile and Fashion Technology

- ❖ **Level:** Local
- ❖ **Name of the Committee Organizing:** IQAC of the College of Home Science Nirmala Niketan
- ❖ **Organizing Team (Chairperson, Convenor, Co-Convenors and members)**
- ❖ **Invited by/ Requested by:**
- ❖ **Name of the Collaborators (if any)**
- ❖ **Resource person/s and their designation and organization employed:** Fr. (Dr.) Paul Pudussery CSC, Head, Department of Education (Rtd.), Assam Don Bosco University and Director, Department of Teacher Education, Holy Cross College, Agartala
- ❖ **Day, Date, and Time:** Tuesday, 8th August, 2023, 8.30 a.m. to 3 p.m.
- ❖ **Beneficiaries/ Participants and number:**60
- ❖ **Management Representative/S:** Dr. Anuradha J. Bakshi (I/C Principal) & Dr. Pratima Goyal (IQAC Coordinator)
- ❖ **About the Event (Event Flow, if available)**

The process of conducting research entails a methodical sequence of steps aimed at addressing a particular inquiry or issue. Initially, researchers must clearly articulate their research question, precisely defining the subject they intend to explore. Subsequently,

**University of Mumbai**  
DEPARTMENT OF LIFELONG LEARNING AND EXTENSION  
&  
the IQAC of  
**COLLEGE OF HOME SCIENCE  
NIRMALA NIKETAN**  
NAAC A+ Grade Reaccredited, Affiliated to the University of Mumbai

organize a Workshop on  
**CRAFTING A RESEARCH DESIGN**  
Speaker  
**Fr. (Dr.) Paul Pudussery CSC**  
Head, Department of Education (Rtd.)  
Assam Don Bosco University  
and Director, Department of Teacher Education,  
Holy Cross College, Agartala

Date: Tuesday, 8<sup>th</sup> August, 2023  
Time: 8.30 a.m. to 3 p.m.  
Venue: Marie Residence & Guest Hall (College Hall)  
College Of Home Science Nirmala Niketan,  
49, New Marine Lines, Mumbai - 400020

**REGISTRATION: FREE**  
**ATTENDANCE COMPULSORY**  
(E-Certificates will be provided)  
*Please make your own food arrangements*

Registration Link for NN Staff & Students:  
<https://forms.gle/wELSGpFuqwg7gYro8>

they embark on an extensive review of existing literature to grasp the current state of knowledge and pinpoint gaps therein. Drawing from this review, hypotheses are crafted to steer the research endeavor in a specific direction. The study is then meticulously planned, outlining the methodology, sampling techniques, data collection methods, and analytical approaches to be utilized. Data is gathered through diverse means such as experiments, surveys, or interviews. Following data collection, various analytical methods are employed to evaluate hypotheses or elucidate the research question. The obtained results are then interpreted to ascertain their alignment with the hypotheses or to provide insights into the research question. Conclusions are drawn based on these interpretations, taking into account their implications for the field under

study. Researchers communicate their findings through written reports and may choose to disseminate them through publication in peer-reviewed journals or presentations at conferences. Lastly, researchers reflect on the research process, identifying its limitations and areas for enhancement, and suggesting potential avenues for future investigation. Through this comprehensive process, researchers play a pivotal role in advancing knowledge within their respective domains.

### NAME OF THE ACTIVITY / EVENT: VASTRAKALA “BREATH TAKING BHUJODI”

- ❖ **Name of the college:** College of Home Science Nirmala Niketan
- ❖ **Affiliation:** University of Mumbai
- ❖ **Title of the program/s**
- ❖ **Name of the Department organized:**
- ❖ **Level:** Local, State, Intercollegiate, National, International
- ❖ **Name of the Committee Organizing:**


- ❖ **Organizing Team (Chairperson, Convenor, Co-Convenors and members)**
- ❖ **Invited by/ Requested by:**
- ❖ **Name of the Collaborators (if any)**
- ❖ **Resource person/s – Mr . Ramesh Mangriya**

- **Day and Date – 11 August 2023**
- **Time- 1:30 pm**
- **Platform used (if online)**
- **Venue (Meeting Link, if Online)- Zoom**
- **Beneficiaries/ Participants and number**
  - **Guests / Dignitaries**
  - **Management Representative/S**
  - **Staff (In-House / Out-House)**
  - **Students (In-House / Out-House)**
  - **Any other**

**About the Event (Event Flow, if available)**

Bhujodi weaving is a style of handloom weaving distinguished by the premium wool, cotton, and silk fibers used in its creation. These fibers are interlaced during the weaving process to produce complex patterns and designs that are used to make shawls, blankets, and sarees, among other textile products. Spinning, dyeing, and weaving are some of the steps in the Bhujodi weaving process. Spinning, which includes converting unprocessed fibers into yarn, is the initial step in the procedure. This is accomplished by hand-turning a spinning wheel. After the yarn is spun, natural dyes like pomegranate, turmeric, and indigo are used to color it. The yarn is ready to weave after it has been dyed. The yarn is prepared for weaving after it has been dyed. In order to create complex patterns and designs, the yarns are interlaced on a handloom during the weaving process. These designs are the result of a multitude of techniques employed by the weavers, such as varying yarn thicknesses, colors, and textures. The use of Kala cotton, an indigenous variety of cotton grown in the Kutch region, in this style of Bhujodi weaving is well-known. Because kala cotton naturally resists pests and illnesses, it is an environmentally friendly option.

- **Accounts, if any**
- **Flyer of the Event**
- **Funds generated if any**
- **Feedback or Suggestions for future**
- **Photographs of the event (at least 4-6)**



Pure Merino wool shawl



Kutchi pagadi



Stoles



### NAME OF THE ACTIVITY / EVENT: RESIN ART WORKSHOP

- ❖ Name of the college: College of home Science Nirmala Niketan
- ❖ Affiliation: Mumbai University
- ❖ Name of The Event: HUNAR KARYASHALA RESIN ART WORKSHOP
- ❖ Title of the program/s
- ❖ Name of the Department organized: Department of textile and fashion technology
- ❖ Level: Local, State, Intercollegiate, National, International
- ❖ Name of the Committee Organizing:
- ❖ Organizing Team (Chairperson, Convenor, Co-Convenors and members)
- ❖ Invited by/ Requested by: Dr Pratima Goyal HOD department of textile and fashion technology
- ❖ Name of the Collaborators (if any)
- ❖ Resource person/s and their designation and organization employed Mrs.Dharod

➤ Day and Date: 7/08/23

➤ Time:11:30 onwards

On the 7th of August, an enlightening workshop on resin art was conducted by Mrs. Dharod at the College of Home Science, Nirmala Niketan. This workshop aimed to introduce students to the captivating world of resin art and provide them with hands-on experience in this unique form of artistic expression.

Mrs. Dharod, an experienced artist in the field of resin art, commenced the workshop by providing an overview of the materials and techniques involved in resin art. She explained the properties of resin and the various mediums and pigments that can be used to create stunning visual effects.

Participants were then guided through a series of demonstrations, showcasing different pouring techniques, layering methods, and manipulation of pigments to achieve desired outcomes. Mrs. Dharod emphasized the importance of experimentation and creativity in resin art, encouraging students to explore their imagination freely.

The workshop also included practical sessions where students had the opportunity to create their own resin artwork under Mrs. Dharod's expert guidance. Participants enthusiastically embraced the challenge, experimenting with colors, textures, and patterns to produce unique pieces of art.

### Key Learning Outcomes

1. Understanding of resin art materials and techniques.
2. Hands-on experience in creating resin artwork.
3. Exploration of creativity and self-expression through art.

Mrs. Dharod's expertise, patience, and willingness to share her knowledge. We found the workshop to be engaging, inspiring, and enriching, providing valuable insights into the world of artistic expression. Such workshops play a crucial role in enriching the educational experience and nurturing talent in the field of visual arts. We extend our gratitude to Mrs. Dharod for her valuable contribution and look forward to more such enriching experiences in the future.

- ❖ Name of the college: College of home Science Nirmala Niketan
- ❖ Affiliation: Mumbai University
- ❖ Name of The Event: **HUNAR KARYASHALA RESIN ART WORKSHOP**
- ❖ **Title of the program/s**
- ❖ Name of the Department organized: Department of textile and fashion technology
- ❖ Level: Local, State, Intercollegiate, National, International
- ❖ Name of the Committee Organizing:
- ❖ **Organizing Team (Chairperson, Convenor, Co-Convenors and members)**
- ❖ **Invited by/ Requested by: Dr Pratima Goyal HOD department of textile and fashion technology**
- ❖ Name of the Collaborators (if any)
- ❖ Resource person/s and their designation and organization employed Ms. Fatema Mahuwawala Student of TFT department
  - **Day and Date: 7/08/23**
  - **Time:11:30 onwards**

The College of Home Science at Nirmala Niketan recently hosted an engaging workshop on the art of crafting beaded jewellery. Spearheaded by the talented artisan Fatema Mahuwawala, the workshop aimed to ignite creativity and promote the intricacies of jewellery making amongst the participants. The event took place on August 7th, and brought together enthusiasts eager to explore the world of beads and adornments.



Fatema Mahuwawala, an experienced jewellery maker, led the workshop with finesse and expertise. She shared her insights into the craft, guiding participants through the process step by step. Her passion for jewellery making was evident, inspiring attendees to delve deeper into the art form.

Participants were provided with an array of beads, threads, and tools to experiment with. Under Fatema's guidance, they learned various techniques such as stringing, knotting, and weaving to create stunning pieces of jewellery. From simple bracelets to intricate necklaces, attendees explored their creativity and honed their skills throughout the session.

The workshop encouraged participants to unleash their creativity and explore their unique style. From selecting colour schemes to combining different bead sizes and shapes, attendees had the freedom to design jewellery pieces that resonated with their personality. Fatema encouraged experimentation, fostering a supportive environment where participants felt empowered to express themselves artistically.



As attendees departed with their beautifully crafted pieces, they left inspired and empowered to continue their creative pursuits in the world of jewellery crafting.

**NAME OF THE ACTIVITY / EVENT: HUNAR KARYASHALA BAG MAKING WORKSHOP**

- ❖ Name of the college: College of home Science Nirmala Niketan
- ❖ Affiliation: Mumbai University
- ❖ Name of The Event: **HUNAR KARYASHALA BAG MAKING WORKSHOP**
- ❖ **Title of the program/s**
- ❖ Name of the Department organized: Department of textile and fashion technology
- ❖ Level: Local, State, Intercollegiate, National, International
- ❖ Name of the Committee Organizing:
- ❖ **Organizing Team (Chairperson, Convenor, Co-Convenors and members)**
- ❖ **Invited by/ Requested by: Dr Pratima Goyal HOD department of textile and fashion technology**
- ❖ Name of the Collaborators (if any)
- ❖ **Resource person/s and their designation and organization employed Ms. Bilquis alumni of Nirmala Niketan college of home science**

- **Day and Date: 19/08/23**
- **Time:11:30 onwards**
- **Platform used (if online)**
- **Venue (Meeting Link, if Online) : College of home science Nirmala Niketan**
- **Beneficiaries/ Participants and number : 40**
  - **Guests / Dignitaries**
  - **Management Representative/S.**
  - **Staff (In-House / Out-House)**
  - **Students (In-House / Out-House)**
  - **Any other**

**About the Event (Event Flow, if available):**

The session conducted by Miss Bilquis, an alumna of Nirmala Niketan College of Home Science, was both captivating and informative. Miss Bilquis, who manages a family business, presented a range of bags including lunch bags, sling bags, and laptop bags. Through detailed demonstrations, she elucidated the nuances involved in crafting each type of bag, thereby enhancing our understanding. Subsequently, we were tasked with hands-on activities to create each type of bag ourselves, consolidating our comprehension. These activities encompassed various techniques such as quilting and diverse methods for attaching and finishing, providing us with practical experience in

bag making. In sum, the session was not only educational but also enjoyable, equipping us with valuable insights and skills in the art of bag making.

- **Accounts, if any**
- **Flyer of the Event**
- **Funds generated if any**



- **Feedback or Suggestions for future**
- **Photographs of the event (at least 4-6)**

**NAME OF THE ACTIVITY / EVENT: PARAMPARIK KARIGAR EXHIBITION**

- ❖ **Name of the college: College of Home Science Nirmala Niketan**
- ❖ **Affiliation: Mumbai University**
- ❖ **Name of The Event: Paramparik Karigar**
- ❖ **Title of the program/s- Textile art exhibition.**
- ❖ **Name of the Department organised: Textile and Fashion Technology**
- ❖ **Level: Local**
- ❖ **Resource person/s and their designation and organization employed**
  - **Day and Date- 25<sup>th</sup> August 2023**
  - **Management Representative/S**
  - **Staff (In-House / Out-House)- Dr. Pratima Goyal , Ms. Vrinda Udyavier**
  - **Students - 36**

**About the Event (Event Flow, if available)-** On August 25, 2023, we attended the Paramparik Karigar textile art show held at the World Trade Center in Mumbai. This exhibition, organized by Indian artisans, showcased a diverse range of traditional textile arts and crafts, including applique, bandhni, patola, and Kantha, alongside filigree and cutwork. The collection comprised various apparel, footwear, accessories, and home decor items, all meticulously handcrafted using a blend of traditional and contemporary techniques. The seamless integration of traditional craftsmanship with modern elements left a lasting impression on me. Below are at least four or five event photos: [Please note that as an AI text model, I'm unable to directly provide images. However, you can describe the images, and I can help you craft captions for them.]



**NAME OF THE ACTIVITY / EVENT: GOSWADESHI EXHIBITION**

- ❖ Name of the college: College of Home Science Nirmala Niketan
- ❖ Affiliation: Mumbai University
- ❖ Name of The Event: Go Swadeshi

- ❖ **Title of the program/s:**
  - ❖ **Name of the Department organized:** textile and fashion technology
  - ❖ **Level:** Local, State, Intercollegiate, National, International
  - ❖ **Name of the Committee Organizing:** textile and fashion technology
  - ❖ **Organizing Team (Chairperson, Convenor, Co-Convenors and members)**
  - ❖ **Invited by/ Requested by:**
  - ❖ **Name of the Collaborators (if any)**
  - ❖ **Resource person/s and their designation and organization employed**
- **Day and Date: 30/08/2023**
  - **Time: 11 am to 8 pm.**
  - **Platform used (if online)**
  - **Venue (Meeting Link, if Online)**
  - **Beneficiaries/ Participants and number: students of MSc 1 textile and fashion technology**
    - **Guests / Dignitaries**
    - **Management Representative/S**
    - **Staff (In-House / Out-House)**
    - **Students (In-House / Out-House)**
    - **Any other**
  - **About the Event (Event Flow, if available):**

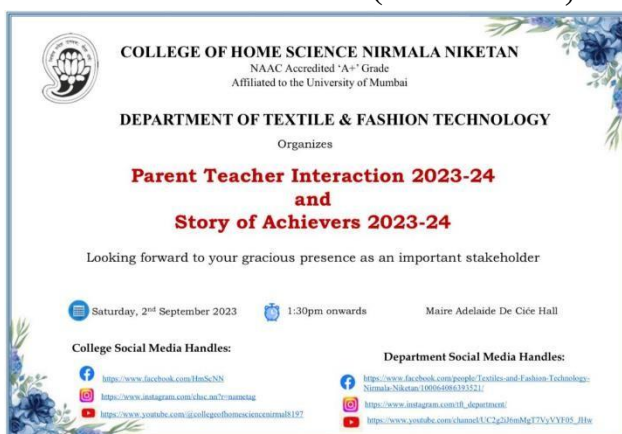


GoSwadeshi was delighted to take part in the Cuffe Parade event, held at the Mumbai Expo Centre, World Trade Center, Mumbai, from August 30 to September 3, operating between 11 a.m. and 8 p.m. This occasion presented an excellent opportunity for them to exhibit their exquisite collection of handcrafted

sarees, clothing, accessories, jewelry, home decor, and more. These items were thoughtfully selected from their network of artisan partners spanning across India. Attendees were treated to a wide array of artisanal products, including beautiful Ikats from Telangana and Odisha, Bihar Tussars, Lucknow Chikankari and Banarasi from Uttar Pradesh, Jamdani from West Bengal, Venkatagiri from Andhra Pradesh, Shibori and Block Prints from Rajasthan, Hand Embroideries from Gujarat, and many others. Visitors also had the privilege of witnessing the skilled artisans demonstrate their various techniques firsthand. For those with an interest in Indian art and handcrafted goods, this event was an absolute must-visit, offering a firsthand experience of the beauty and craftsmanship encapsulated in these pieces.

## NAME OF THE ACTIVITY / EVENT: PARENTS TEACHERS INTERACTION AND STORY OF ACHIEVERS

- ❖ Name of the college: **College of Home Science Nirmala Niketan**
- ❖ Affiliation: **University of Mumbai**
- ❖ Name of The Event: **PARENTS TEACHERS INTERACTION AND STORY OF ACHIEVERS**
- ❖ Title of the program/s
- ❖ Name of the Department organised:
- ❖ Level: Local, State, Intercollegiate, National, International
- ❖ Name of the Committee Organizing:
- ❖ **Organizing Team (Chairperson, Convenor, Co-Convenors and members)**
- ❖ **Invited by/ Requested by:**
- ❖ Name of the Collaborators (if any)
- ❖ **Resource person/s and their designation and organization employed**
  - **Day and Date 2<sup>nd</sup> September 2023**
  - **Time 1.30 pm**
  - **Platform used (if online)**
  - **Venue (Meeting Link, if Online) Maire Adelaide De Cice Hall**
  - **Beneficiaries/ Participants and number**
  - **Guests / Dignitaries**
  - **Management Representative/S**
  - **Staff (In-House / Out-House)**
  - **Students (In-House / Out-House)**
  - **Any other**
  - **About the Event (Event Flow, if available)**



All instructors, guardians, and students in the textile and fashion technology realm attended this parent-teacher engagement gathering. The department extended invitations to all parents for an introductory session, where they were acquainted with a diverse array of courses, activities, and subjects, addressing any

concerns they had. Each teacher engaged in individual discussions with every parent to address specific queries. Following this, an inspirational narrative was shared, featuring alumni who visited the college to discuss their personal journeys from academic studies to professional endeavors. To conclude the event, snacks were organized by the MSc 2 students.

- **Accounts, if any**
- **Flyer of the Event**

**NAME OF THE ACTIVITY / EVENT: Colouration and Recent Textile Trends**

- ❖ **Name of the college: College of Home Science Nirmala Niketan**
- ❖ **Affiliation: University of Mumbai**
- ❖ **Name of The Event: Indiana**
- ❖ **Title of the program/s**
- ❖ **Name of the Department organised: Textiles and Fashion Technology**
- ❖ **Level: Local, State, Intercollegiate, National, International**
- ❖ **Name of the Committee Organizing:**
- ❖ **Organizing Team (Chairperson, Convenor, Co-Convenors and members)**
- ❖ **Invited by/ Requested by:**
- ❖ **Name of the Collaborators (if any)**
- ❖ **Resource person/s and their designation and organization employed**

- **Day and Date- 8/9/2023**
- **Time 11am to 4pm**
- **Platform used (if online)**
- **Venue BKC Bandra**
- **Beneficiaries/ Participants and number 12**
  - **Guests / Dignitaries**
  - **Management Representative/S**
  - **Staff (In-House / Out-House)**
  - **Students (In-House / Out-House)**
  - **Any other**

➤ **About the Event (Event Flow, if available)**

Upon our arrival at Bandra BKC, we entered a brightly lit expo hall that featured a variety of stalls from different companies, each displaying their innovative products. The hall was alive with excitement as we navigated through the diverse exhibits on display. The expo showcased a multitude of sustainable solutions, ranging from reusable pads and biodegradable polyester to an extensive selection of non-woven fabrics. We also had the chance to discover enhancement machines, which provided us with a deeper understanding of the latest technological advancements in the field. The expo was a valuable educational experience, offering a peek into the future of sustainable materials and manufacturing techniques. It was an enlightening and motivating event that equipped us with a wealth of knowledge and new ideas to further investigate.



**NAME OF THE ACTIVITY / EVENT: Freshers Party**

- ❖ **Name of the college: College of home Science Nirmala Niketan**
- ❖ **Affiliation: Mumbai University**
- ❖ **Name of The Event: Freshers Party**
- ❖ **Title of the program/s: -**
- ❖ **Name of the Department organized: Students of MSc.II of all departments**
- ❖ **Level: -**
- ❖ **Name of the Committee Organizing: Cultural Committee**
- ❖ **Organizing Team (Chairperson, Convenor, Co-Convenors and members)**
- ❖ **Invited by/ Requested by: Students of MScII**
- ❖ **Name of the Collaborators (if any) : -**
- ❖ **Resource person/s :-**

- **Day and Date: 15/09/23**
- **Time:04:00 pm onwards**
- **Platform used (if online) : -**
- **Venue (Meeting Link, if Online) : College of home science Nirmala Niketan**
- **Beneficiaries/ Participants and number : MscI and FYBSc**
  - **Guests / Dignitaries**
  - **Management Representative/S.**
  - **Staff (In-House / Out-House)**
  - **Students (In-House / Out-House)**
  - **Any other**
- **About the Event (Event Flow, if available):**

We had planned a fantastic event that took place on September 15. The purpose of the gathering was to greet and form bonds with the incoming class of students. Fun games of all kinds were planned and played. There were some delicious nibbles provided as well. We also made friends from different departments and danced nonstop.

- **Accounts, if any: -**
- **Flyer of the Event: -**
- **Funds generated if any: -**
- **Feedback or Suggestions for future: -**
- **Photographs of the event (at least 4-6):**

## **NAME OF THE ACTIVITY / EVENT: Meri Mati Mera Desh**

- ❖ Name of the college: College of Home Science Nirmala Niketan
- ❖ Affiliation: Mumbai University
- ❖ Title of the program/s: "Meri Mati Mera Desh" By connecting with the land and honouring our heroes, this program will instil a sense of national pride and inspire future generations to protect India's cherished heritage.
- ❖ Name of the Department organized: Textile and Fashion Technology
- ❖ Level: National
- ❖ Name of the Committee Organizing: NSS Unit from college
- ❖ Organizing Team: Dr. Pratima Goyal, NSS unit and college staff
- ❖ Place, Day, and Date: Garden area, College of Home Science, Nirmala Niketan 23 October 2023, 10 am onwards
- ❖ Students - 40
- ❖ About the Event (Event Flow, if available):



It was an honour to be a part of this wonderful event and contribute to protect India's cherished heritage. Under this, many programs will be organized across the country in the memory of our immortal martyrs. In memory of these luminaries, special inscriptions will also be installed in lakhs of village panchayats of the country. Under this campaign, 'Amrit Kalash Yatra' will also be organised across the country." All the students gathered to collect Mati in a kalash and then that kalash was taken to other college for the yatra. It was an amazing experience.

## **NAME OF THE ACTIVITY / EVENT: TECHNICAL SEMINAR WITH SDC**

- ❖ Name of the college: College of Home Science Nirmala Niketan
- ❖ Affiliation: Mumbai University
- ❖ Name of The Event: Technical Seminar with SDC
- ❖ Title of the program/s: Understanding Sustainability Management in Textile and Apparel.  
How to meet the everchanging compliance requirements of international brands and retailers.
- ❖ Name of the Department organized: Textile and Fashion Technology
- ❖ Level: Local
- ❖ Name of the Committee Organizing: Dr. Pratima Goyal, Dr. Vishaka



## Karnad, Dr. Ritu Madan, Ms. Sangamitra Navalgund

- ❖ **Organizing Team (Chairperson, Convenor, Co-Convenors, and members)**
- ❖ **Place, Day, and Date:** Marie Adelaide Hall, College of Home Science, Nirmala Niketan 7 October 2023, 11:45 am onwards
- ❖ **Name of the Collaborators (if any):** SDC – EC
- ❖ **Students - 40**
- ❖ **About the Event (Event Flow, if available)**

The principal commenced the seminar by introducing the topic and the speakers, Marc Sidler, the Group CMO of OEKO-TEX, and Vignesh Amalraj. Additionally, she provided insights into the establishment of Nirmala Niketan College. Dr. Pratima Goyal, the Head of the Department, elaborated on the theme of sustainability, and the acknowledgment of Mark Sidler and Vignesh Amalraj was

COLLEGE OF HOME SCIENCE NIRMALA NIKETAN  
NAAC Accredited 'A+' Grade  
Affiliated to the University of Mumbai  
DEPARTMENT OF TEXTILE & FASHION TECHNOLOGY

Organizes - Technical Seminar  
In Collaboration with SDC - EC

Session 1:  
*Understand Sustainability Management in Textiles and Apparel*

Mr. Marc Sindler  
Group CMO – TESTEX, Zurich

Session 2:  
*How to meet the everchanging Compliance Requirements of International Brands and Retailers.*

Mr. Vignesh Amalraj  
Country Manager – OETI (Member of TESTEX, Zurich)

7<sup>th</sup> October 2023 11:45 am onwards

Organizing Committee

Dr. Pratima Goyal  
Head – Textile and Fashion Technology  
IQAC Coordinator  
Treasurer, SDC EC India

Dr. Vishaka Karnad  
Associate Professor  
Secretary, SDC EC India

Dr. Ritu Madhan  
Assistant Professor  
Faculty

Ms. Sangamitra Navalgund  
Assistant Professor  
Faculty

Social Media Links

<https://www.nirmalaniketan.com>  
[https://www.facebook.com/channel/UC2q2J5m6h4T7V3Y5D9\\_BHr](https://www.facebook.com/channel/UC2q2J5m6h4T7V3Y5D9_BHr)  
[https://www.instagram.com/departmentofhome\\_sciencesdp\\_link](https://www.instagram.com/departmentofhome_sciencesdp_link)  
<https://www.facebook.com/profile.php?id=100011916102408>

accompanied by presenting them with potted plants. Mark Sidler shared his extensive 20-year journey, notably his tenure in Shanghai with Ted Tex starting from May 2014, and highlighted his completion of a sustainability management course in 2018, emphasizing the indispensability of sustainability. He underscored three key points: the importance of networking, the enduring relevance of sustainability beyond mere trends, and the significance of familial connections. Furthermore, he showcased a Testex video and encouraged participation in a

Google form. Shifting the discourse towards textiles, he delved into consumer behavior and the presence of harmful chemicals in children's clothing, unveiling insights from a global survey conducted in the summer of 2017 focusing on textile sustainability across ten countries and involving over 11,200 consumers.

Vignesh, equipped with a master's degree in marketing management with a specialization in textiles, shared his rich 25-year background in the automotive sector in Germany, collaborating with diverse organizations. He provided a succinct overview of Testex, tracing its inception back to 1846 and its subsequent expansion into Beijing, Shanghai, Hong Kong, Seoul, and Beijing in 1995. Notable brands such as Puma, Adidas, Tommy Hilfiger, and Speedo repose trust in OEKO-TEX. He elucidated the classification system, delineating Product Class I for items intended for

babies and infants up to 36 months old, Product Class III for textiles with minimal skin contact, and Product Class IV for furnishing materials used for decorative purposes. He underscored the modular nature of the system, designed with sustainability and leather standards in mind.

## **JAMBOREE HATT**

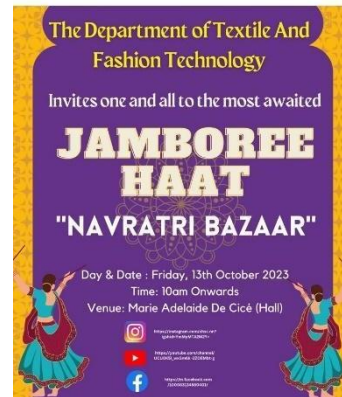
- ❖ **Name of the college:** College Of Home Science Nirmala Niketan
- ❖ **Affiliation:** University of Mumbai
- ❖ **Name of The Event:** Jamboree Hatt
- ❖ **Title of the program/s**
- ❖ **Name of the Department organized:**
- ❖ **Level: Local, State, Intercollegiate, National, International**
- ❖ **Name of the Committee Organizing:**
- ❖ **Organizing Team (Chairperson, Convenor, Co-Convenors and members)**
- ❖ **Invited by/ Requested by:**
- ❖ **Name of the Collaborators (if any)**
- ❖ **Resource person/s and their designation and organization employed**
- ❖ **Day and Date-** 13 October 2023
- ❖ **Time-** 10 am onwards
- ❖ **Platform used (if online)**
- ❖ **Venue (Meeting Link, if Online)** College Hall
- ❖ **Beneficiaries/ Participants and number**
- ❖ **Guests / Dignitaries**
- ❖ **Management Representative/S**
- ❖ **Staff (In-House / Out-House) All college staff**
- ❖ **Students (In-House / Out-House) 40**
- ❖ **Any other**
- ❖ **About the Event (Event Flow, if available)**

The Jamboree Hatt exhibition, organized annually by the students of the TFT department, serves as a platform to promote entrepreneurship and enhance sourcing skills. This year marked the inauguration of our first Jamboree Hatt of the academic year. We arrived early to set up our stalls and displays, eagerly anticipating the new learning opportunities and experiences ahead. The event commenced with an inauguration by the IC Principal, officially opening the market to both college attendees and outsiders. Throughout the day, we immersed ourselves in various aspects of marketing and sales, gaining valuable insights and practical knowledge. Overall, it was a day filled with learning and growth for all involved, each stall generated a good amount by the end of the exhibition

- ❖ **Accounts, if any**
- ❖ **Flyer of the Event**
- ❖ **Funds generated if any**
- ❖ **Feedback or Suggestions for future**
- ❖ **Photographs of the event (at least 4-6)**



College of Home Science Nirmala Niketan  
NAAC accredited "A+" Grade  
Affiliated to the University of Mumbai



## **NAME OF THE ACTIVITY / EVENT: RURAL EXTENSION**

- ❖ **Name of the college: College of Home Science Nirmala Niketan**
- ❖ **Affiliation: Mumbai University**
- ❖ **Name of The Event: Rural Extension Day 1/2**
- ❖ **Title of the program/s:**
- ❖ **Name of the Department organised: Textile and fashion technology**
- ❖ **Level: Local**
- ❖ **Name of the Committee Organizing: Textile and Fashion Technology**
- ❖ **Organizing Team (Chairperson, Convenor, Co-Convenors and members)**
- ❖ **Invited by/ Requested by:**
- ❖ **Name of the Collaborators (if any)**
- ❖ **Resource person/s and their designation and organisation employed**
- ❖ **Day and Date: 16/01/2024 & 17/01/24**
- ❖ **Beneficiaries/ Participants and number: 30 beneficiaries**

**Purpose of Visit:** Extension Work for the betterment of the society.

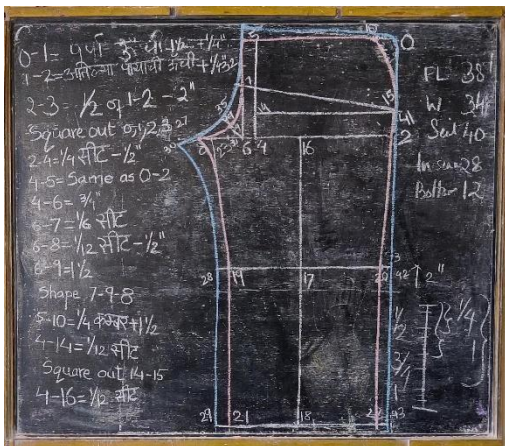
Our visit to Kharajgoan is a 1 days 1 night trip and we aimed at extending our assistance in imparting skills. The activities conducted, observations made, and outcomes achieved during the visit. 30 beneficiary had Created drafts and completed Garment with enthusiasm before time.

We conducted interactive training sessions focusing on the craftsmanship and techniques involved in creating Kaftan, Palazzo, and Pants. Practical demonstrations were provided to illustrate various stitching methods, pattern-

making, and fabric selection. Participants were encouraged to engage in hands-on practice under supervision to refine their skills and gain confidence. Tailored assistance was provided to participants based on their skill levels and specific learning needs. Open discussions were facilitated to address queries and clarify doubts regarding the techniques and processes involved.

Participants exhibited a keen interest and enthusiasm towards learning the intricacies of Kaftan, Palazzo, and Pants making. The participants showcased a diverse range of skill levels, from beginners to experienced artisans, allowing for a dynamic learning environment. Participants demonstrated adaptability and eagerness to learn new techniques and incorporate them into their craft. The extension work fostered community engagement and collaboration, with participants exchanging ideas and supporting each other's learning. The initiative contributed to the preservation and promotion of traditional attire, enriching the cultural heritage of the region.

Participants acquired enhanced skills in Kaftan, Palazzo, and Pants making, empowering them to pursue livelihood opportunities and entrepreneurial ventures. The training instilled a sense of confidence and empowerment among participants, enabling them to leverage their newfound skills for socio-economic upliftment. By imparting vocational skills, the initiative contributes to sustainable development by fostering self-reliance and



economic independence within the community. The revival of traditional attire not only preserves cultural identity but also stimulates cultural pride and appreciation among the younger generation. Follow-up sessions and ongoing support mechanisms will be established to ensure the sustainability and scalability of the project, fostering long-term

impact and growth. The visit to Kharajgoan for extension work proved to be a fruitful endeavor, fostering skill development, community engagement. Through collaborative efforts and continued support, we aspire to further empower individuals and communities, contributing to their socio-economic well-being and cultural vitality.





## **NAME OF THE ACTIVTIY / EVENT: NIRMALA UTSAV**

- ❖ **Name of the college: College of Home Science Nirmala Niketan**
- ❖ **Affiliation: University of Mumbai**
- ❖ **Name of The Event: Indiana**
- ❖ **Title of the program/s**
- ❖ **Name of the Department organised: Textiles and Fashion Technology**
- ❖ **Level: Local, State, Intercollegiate, National, International**
- ❖ **Name of the Committee Organizing:**
- ❖ **Organizing Team (Chairperson, Convenor, Co-Convenors and members)**
- ❖ **Invited by/ Requested by:**
- ❖ **Name of the Collaborators (if any)**
- ❖ **Resource person/s and their designation and organization employed**
  - **Day and Date- 31<sup>st</sup> January'2024**
  - **Time**
  - **Platform used (if online)**
  - **Venue:- Birla Mathoshri hall**
  - **Beneficiaries/ Participants and number**
    - **Guests / Dignitaries**
    - **Management Representative/S**
    - **Staff (In-House / Out-House)**
    - **Students (In-House / Out-House)**
    - **Any other**
  - **About the Event (Event Flow, if available)**

The annual college celebration commenced with an array of vibrant performances, including dance numbers, vocal renditions, and humorous skits that captivated everyone present. Students from the TFT department displayed their expertly designed fashion pieces, while students specializing in fashion design unveiled their creative projects, bringing a burst of color and innovation to the occasion. The fashion show sparkled with a variety of

styles, showcasing the diverse talent among the students. A major highlight of the night was the crowning of Mr. and Miss Nirmala Niketan, a moment that stood as the pinnacle of an exhilarating contest. Altogether, the event was a dynamic showcase of talent and creativity, enhancing the sense of community and pride among the college members and leaving an indelible mark on all attendees.

## Industrial Visit

- ❖ **Name of the college: College Of Home Science Nirmala Niketan**
- ❖ **Affiliation: University of Mumbai**
- ❖ **Name of The Event: Educational Tour Visit**
- ❖ **Title of the program/s**
- ❖ **Name of the Department organized:**
- ❖ **Level: Local, State, Intercollegiate, National, International**
- ❖ **Name of the Committee Organizing:**
- ❖ **Organizing Team (Chairperson, Convenor, Co-Convenors and members)**
- ❖ **Invited by/ Requested by:**
- ❖ **Name of the Collaborators (if any)**
- ❖ **Resource person/s and their designation and organization employed**

- **Day and Date :- 5 March Tuesday**
- **Time**
- **Platform used (if online)**
- **Venue (Meeting Link, if Online)**
- **Beneficiaries/ Participants and number**
  - **Guests / Dignitaries**
  - **Management Representative/S**
  - **Staff (In-House / Out-House):- 4**
  - **Students (In-House / Out-House) :- 36**
  - **Any other**

- **Day-1**

Reached Secunderabad at 3:30 pm

Reached Hostel and left for the visit


**Place of visit:-** Hussain Sagar Lake: A Jewel in Hyderabad's Landscape

**Purpose of visit:-** An artificial lake, graces the heart of Hyderabad, reflecting the city's serenity. Known as the Necklace Road. Constructed in 1563 by Ibrahim Quli Qutub Shah, the lake has evolved into a multifaceted landmark, combining history, recreation, and environmental significance.

The monolithic Buddha statue installed on an island in the lake adds a touch of cultural richness, blending history with spirituality. Accessible by boat.

We saw the Buddha Statue it is Erected in 1992, 18 meter long and made up with one Stone.

Watched the Laser show which is a Visual spectacle using laser lights for entertainment.



## **Day 2**

We left for the visit at 9:30

**Place of visit :-** Bhoodan Pochampally, Telangana tourism park, Nalagonda,

**Purpose of visit:-**

The purpose of our industrial visit was to gain insights into the traditional weaving industry and witness the craftsmanship behind timeless pieces of Pochampally sarees. We saw Talia rumal and its intricacies. We watched the Documentary on the History of Ikat and Pochampally. We saw the unique Products and bought some. We saw the technique .

**Place of visit :-** Salarjung

**Purpose of visit:-**

We meet Shri Sani Bharat. A PhD holder in Transport Engineering.

He Aimed to save and protect Pochampally Craft and get involved in his Family business which is of Pochampally weaving. He used his Knowledge to grow the production of Pochampally. Many Awards holder

eg:- Limca book of world Record

There we aimed to understand the process of silk procurement, yarn production, dyeing, and saree weaving at Kalaa Punarvi.

**Place of visit:-** Charminar & Lad Bazar



## Purpose of visit:-

Charminar and Laad Bazar stand as inseparable cultural landmarks, together weaving a narrative that encapsulates the history, diversity, and vibrancy of Hyderabad.

Reached Hotel at 7:30 Pm

Had our Dinner and planned for next day.



## Day 4

**Place of visit:-** Natural Dye processing and incubation center

**Person:-** Dr. Depika ( professor)

## Purpose of the visit:-

The purpose of visit is the get knowledge about the natural resources where Natural Dyes are extracted and the sustainable products

## Dye Color (out of natural resources)

- Sapun wood- pink color
- Ratanjot root- black color
- Katakew-
- Flame of the forest – yellow
- Annatto seed- orange reddish shade. For the preparation of lipstick in Andhra Pradesh

## Process

Clay Ganesha

Limestone power (to enhance the color)

Painting

Varnish for home interior and non varnish for bio degradation

Eco- Holi powder



**Color**

Blue- indigo

Sapun wood- pink color

Green- flame of the forest and indigo

Yellow – marigold



**Difference between biodegradable dyes and textile paints**

Biodegradable has to dissolve in waste

Textile Paint has to be retained on fabric for long time

Temerin seed powder + castor oil+ natural dye extract= biodegradable paint



**Preparation of white colour**

Limestone power+ water+250ml of Accia gum.

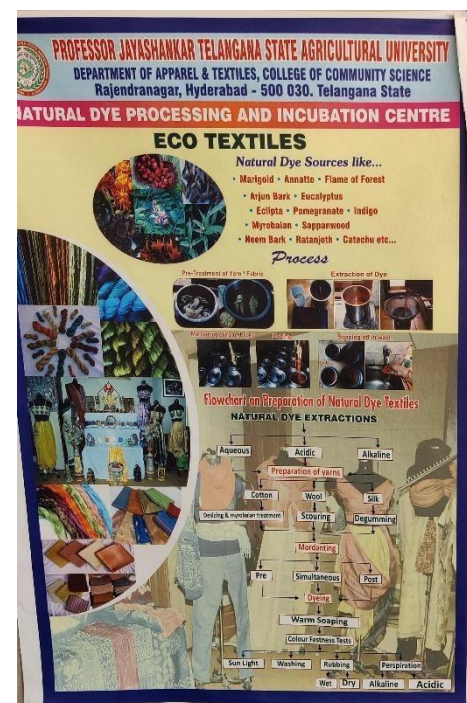
For different color procedure is same. Just by adding color of your choice

Color extract+ limestone power+ water+ Accia gum.



**Accia gum**

**Name:-  
Weavers  
Service  
center**







**Block Print**



**Batik**



**Kalamkari hand painted**





**Block Print**



**° Natural Dye**







### Block printed process

- Yarn selection
- Bobbin binding
- Warping



### Three types of Ikat

- Warp
- weft
- Double



**Dobby  
Loom  
Mechanized Jacquard**



**Card punch jacquard**

**Day:- 5**

**Place of visit:- Ramoji Film City**

**Purpose of visit:-**

The purpose to visit is to experience the process of movie making.

Ramoji Film City, a sprawling entertainment complex located in Hyderabad, India. As one of the largest film studios in the world, it promised an immersive experience into the glitz and glamour of the film industry.

Ramoji Film City offers a plethora of attractions, ranging from stunning film sets to recreational zones. The thematic gardens, such as the Japanese Gardens and Eureka Gardens, showcased meticulous landscaping and provided a serene escape. The grandeur of the Bahubali sets left a lasting impression, showcasing the intricate craftsmanship involved in filmmaking.

#### Studio Tour:

The highlight of the visit was the guided studio tour, offering a behind-the-scenes look at the filmmaking process. Walking through the sets, witnessing the elaborate costumes, and understanding the technical aspects of filmmaking provided a fascinating insight into the world of cinema. The attention to detail in set design was particularly noteworthy.

#### Live Shows:

Ramoji Film City also boasts live shows that captivate audiences. The stunt shows and dance performances were not only entertaining but also demonstrated the dedication and talent of the performers. The fusion of technology and creativity in these shows was commendable.



Beyond the film-centric attractions, Ramoji Film City celebrates India's diverse culture. The performances at the cultural shows showcased traditional dances, music, and art forms from different regions of the country, enriching the overall

experience.

The hospitality at Ramoji Film City was commendable, with well-maintained facilities and friendly staff. The attention to cleanliness and the availability of amenities contributed to a comfortable visit.

Ramoji Film City was a memorable experience, providing a glimpse into the multifaceted world of filmmaking. The combination of stunning visuals, informative tours, and cultural immersion made it a worthwhile destination for both film enthusiasts and those seeking a unique and entertaining outing.

University of Mumbai



**University of Mumbai**  
**DEPARTMENT OF LIFELONG LEARNING AND EXTENSION**

**“EXTENSION WORK PROJECT REPORT”**

1. Name of the Student: Zehra Shajapurwala
2. Class : MSc2-TFT
3. Div:
4. Roll No.:06
5. Name and Address of the College: College of Home Science, Nirmala Niketan,  
49, New Marine Lines, Mumbai, Maharashtra 400020
6. Extension Work Project enrolled for: (Any one from the Following):

**D) Vocational Career Oriented Projects**

1. Industry Orientation Project [IOP]
2. Skill Development (SD)



**DEPARTMENT OF LIFELONG LEARNING AND EXTENSION**  
**DESIGN OF PROJECT REPORT WRITING 2023-2024**

- **Acknowledgement by the Student**

(Please mention the kind of support provided by DLLE Unit, Principal and Extension teachers, work place staff, community and others.)

I would like to extend my heartfelt gratitude to the DLLE Unit, Principal Dr. Vishaka Karnad and Extension teachers Dr. Pratima Goyal, Mrs. Vrinda Udiaver for their unwavering support throughout my journey. Their guidance and encouragement have been instrumental in my growth and success.

I am also immensely thankful to the dedicated staff at my workplace for their collaboration and assistance. Their professionalism and teamwork have created an environment conducive to productivity and innovation.

Furthermore, I am deeply appreciative of the community for its continuous support and encouragement. Their belief in my abilities has motivated me to strive for excellence.

Lastly, I extend my gratitude to all others who have contributed to my journey in ways big and small. Their support has been invaluable, and I am truly grateful for it.

- **My reason for joining Extension Work Activity:**

**Answer:** By participating in Extension Work Activities' I aim to leverage my skills and experiences to contribute meaningfully to initiatives that address pressing issues facing our community. Whether it's organizing educational workshops, Art based learnings or advocating for social justice causes, I am committed to making a difference.

- **Please write about:**

- How I started
- How I was trained – acquired skills
- How I built rapport with the others / community around.
- How I worked and the kind of work, carried out

(Write in detail with your experiences & Project related data).

**Answer:** I believe in the power of community engagement and the impact it can have on fostering positive change. Joining this extension work activity provides me with an opportunity to apply my skills and knowledge in a meaningful way.

I built rapport by conducting ice-breaking session and conducting activity as to make them comfortable and feel free to share their thought.

Additionally, I see activities as a valuable opportunity for personal and professional development. By collaborating with others and taking on new challenges, I aim to strengthen my communication, and problem-solving skills. These experiences will not only benefit me personally but also contribute to my future academic and career endeavors. I conduct activities like garment making, Pattern making and styling.

- Please write about the difficulties you faced while conducting activities.

**Answer:** language barrier is the only difficulty I have faced.

- How did you overcome the difficulties?

**Answer:** Overcoming difficulties in extension work often requires resilience, adaptability, and a proactive approach to problem-solving. Engaging in extension work has undoubtedly presented its share of challenges, but I have learned to navigate these difficulties through perseverance, collaboration, and a solutions-oriented mindset. One of the main challenges I encountered in extension work was balancing competing priorities

and managing time effectively. To address this challenge, I implemented strategies such as prioritizing tasks, breaking down larger projects into manageable steps. Additionally, I sought support from mentors and peers who provided valuable guidance on prioritization and workload management. Overcoming difficulties in extension work has been a learning process characterized by resilience, adaptability, and continuous improvement. By embracing challenges as opportunities for growth, collaborating with others, and maintaining a positive attitude, I have been able to overcome obstacles and make meaningful contributions to my community

- Please write about your expectations from extension work activities.

**Answer:** I aim to strengthen my communication, and problem-solving skills. These experiences will not only benefit me personally but also contribute to my future academic and career endeavors.

- Are your expectations fulfilled? Please brief.

**Answer:** yes. I am now more confident while conducting a sessions.

- What did you learn by Extension Activities? (gain / loss)

**Answer:** I am eager to embark on this journey of growth, learning, and community impact through my participation in the Extension Work Activity. I look forward to collaborating with like-minded individuals and making a positive difference together.

- How will Extension Work help you to contribute to the Society?

**Answer:** I am committed to making a meaningful difference in the community through my participation in activities. Whether it's through organizing events, offering my expertise, or supporting others, I am dedicated to contributing my time and energy to initiatives that promote desired outcome, such as education, sustainability, or social work.

- What is your suggestion?

**Answer:** I have been fortunate to receive comprehensive training through a combination of formal education, practical experiences, and self-directed learning initiatives. My journey towards acquiring skills has been dynamic and multifaceted, with each training opportunity contributing to my personal and professional development.

## ACTIVITY RELATED HOURS (WORK) TABLE

(Please use the following table related to your project only and delete other tables.)

**Table A/B**

**Table A:**

### 1) INDUSTRY ORIENTATION PROJECT (IOP)

| Sr. No.            | Date     | Time  |       |            | Work Done & Experience Gained                 |
|--------------------|----------|-------|-------|------------|---|
|                    |          | In    | Out   | Total hrs. |   |
| <b>Day 1 to 30</b> |          |       |       |            |   |
| 1                  | 03-03-24 | 4 pm  | 10 pm | 6hrs       | Buddha Statue and Lazer show                  |
| 2                  | 04-03-24 | 10 am | 9 pm  | 11hrs      | Weaving of Pochampaly                         |
| 3                  | 05-03-24 | 9 am  | 9 pm  | 10hrs      | Production and Line development               |
| 4                  | 06-03-24 | 9 am  | 10 pm | 11hrs      | Natural dyeing, Palace and Museum             |
| 5                  | 07-03-24 | 9 am  | 10 pm | 11hrs      | Ramoji Flim City                              |
| 6                  | 08-03-24 | 10 am | 10 pm | 12 hrs     | Returning                                     |
| 7                  | 29-01-24 | 10 am | 5 pm  | 6hrs       | Tie-Dye, Envelope making and stencil printing |
|                    |          |       |       |            |   |
|                    |          |       |       |            |   |

**OR**

**Table B:**

### 2) SKILL DEVELOPMENT PROJECT (SDP)

**College Level (30 hrs.)**

- **Names of the College & Community Level Activities in which student has taken active participation such as: street play, group songs, poster, elocution, speech, lessons, industrial visit etc. (any other); Please give**

**Details.**

| S r. No. | Date | Name of the activity such as:     | Topic of the activity:                 | Participation for / as:   | Locati o n/ Place of perform ance (Colleg e / | Poster prepared Yes / No | No of Hours | Signature of the Extension Work Teacher |
|----------|------|-----------------------------------|--|---|---|--------------------------|-------------|---|
|          |      | Street Play, group songs, poster, | (Save Food, Child Labor, Environm ent, | writing, directing, performing, music or singing, poster designing, painting etc. |   |                          |             |   |

|          |                   |  |   |                            |                                  |            |              |  |
|----------|-------------------|--|---|----------------------------|----------------------------------|------------|--------------|--|
|          |                   | allocution, speech lessons etc.  | Pollution, women empowerment etc.)  |                            | Community)                       |            |              |  |
| <u>1</u> | <u>16/12/2023</u> | <u>Aavishkar</u>   | <u>Textile waste for decorative Garden/w all tiles</u>                          | <u>poster presentation</u> | <u>college</u>                   | <u>Yes</u> | <u>12hrs</u> |  |
| <u>2</u> | <u>17/12/2023</u> | <u>Aavishkar</u>   | <u>Textile waste for decorative Garden/w all tiles</u>                          | <u>Ppt presentation</u>    | <u>college</u>                   | <u>Yes</u> | <u>12hrs</u> |  |
| <u>3</u> | <u>22/12/23</u>   | <u>Reconnecting with roots:India n knowledge system for 21th century</u> | <u>A novel approach of using Textile waste for decorative garden/wall tiles</u> | <u>Poster presentation</u> | <u>Dr. BMN college</u>           | <u>yes</u> | <u>8hrs</u>  |  |
| <u>4</u> | <u>23/02/24</u>   | <u>The future of fashion industry</u>                                    | <u>Sustainable tiles from textile building material waste</u>                   | <u>Poster presentation</u> | <u>PGS college of technology</u> | <u>yes</u> | <u>3hrs</u>  |  |
| <u>5</u> | <u>28/02/24</u>   | <u>sirjna</u>  | <u>Textile and plastic waste for decorative garden/wall tiles</u>               | <u>Poster presentation</u> | <u>Gurunak Khalsa college</u>    | <u>yes</u> | <u>8hrs</u>  |  |

**Please give other details (if any):** (type here)

- Details of the activities attended by you performed at college or community level:

| S<br>r<br>·<br>N<br>o | Name of the Activity    | Yes / No | Date                                    | Place / Location                   | Topic / Subject   | Participated as | No. of Participants | No of Hours |
|-----------------------|-------------------------|----------|---|------------------------------------|---|-----------------|---------------------|-------------|
| i                     | Exhibition              | yes      | 25 August and 30 August and 22 December | Cuff Parde, Jio World trade center | Go Swadeshi, Paramparik Karigar ,                               | Student         | 6                   | 10 hrs      |
| ii                    | Seminar, Talk, Speeches | yes      | 7 October and 22 December               | College                            | Event Technical Seminar with SDC, Session with Ajay Shrivastava | Student         | 20                  | 10 hrs      |
| ii<br>i               | Visits                  | yes      | 29-30 January 3 March to 8 March        | Hyderabad and Kharajgaon           | Industrial Visit and Rural extension                            | Student         | 36                  | 70hrs       |
| i<br>v                | Street Play             |          |   |                                    |   |                 |                     |             |

|              |   |  |  |                            |  |  |  |  |
|--------------|---|--|--|----------------------------|--|--|--|--|
|              |   |  |  |                            |  |  |  |  |
| v            | Competitions held such as Elocution, Rangoli, Poster Making, Street Play, Quiz, Debate, Essay, Craft Making, etc. |  |  |                            |  |  |  |  |
| v<br>i       | Lessons taken by students if any (for B. Ed. students)  |  |  |                            |  |  |  |  |
| v<br>ii      | Interview / survey  |  |  | No. of persons interviewed |  |  |  |  |
| v<br>ii<br>i | Any other Activity  |  |  |                            |  |  |  |  |



## **Essay Writing on social issues / Additional Information you may wish to share with us for improvement.**

### **Answer**

For many centuries, men have been the dominant gender and women have been the minority. Men were the “breadwinners” and women just stayed home and took care of the housework and children. Women barely had any rights. Their husbands could abuse them and get away with it easily. Fortunately, over a period of time, things have slowly changed. However, this is still a very serious and widespread problem. Women are still at the bottom of the chain. What was the cause of this inequality and what will be the consequences if this problem continues to linger?

Gender inequality, in my definition, is the unequal and biased treatment between the two sexes. I strongly believe that the unequal treatment of women is something that should have stayed in primitive times. We are in the present now and we are far more advanced than we ever were and yet we are old school in our thinking of how men and women should be treated. I can strongly identify with gender inequality because many of my closest friends have faced it or still face it.

Materialist theories define gender inequality as a result of how men and women are tied to the economic structure of society. They believe that women’s role as a mother and wife are devalued by society and deny access to highly respected public opportunities. Gender inequality is definitely something that we often take for granted; it is accepted and seems so normal in society. These differences often seem invisible to us even though it happens in our everyday life in everything from employment and education to politics and the media without us being aware of it.

Before we look at the gender inequalities in paid employment, it is vital to look at unpaid labor and the discriminations that women face. History has shown us that the roles and responsibilities for men and women were already chosen for them. In the United Kingdom, there was a trend of male dominance in employment until World War II where women gained male-orientated jobs for the first time whilst the men fought in the front line. Before this, the males were often the breadwinners and therefore provided for their family. On the other hand, the females were more inclined to be involved in unpaid labor often labeled as housewives who performed chores around the family home and looked after the

children. You could apply Leslie Feinberg's theory to this as back then it was just accepted and seen as the way of life for men and women. It was found in a study in 2006 that on average 'women spent 180 minutes per day on housework; that's 78% more time than men who spent only 101 minutes per day.' This reveals that even in current society women are still accepted to partake in unpaid labor through housework rather than be in employment and this reflects the past in the United Kingdom. A very good example of this are the employment rates in the UK as it was around 79% for men and 70 % for women which has remained unchanged since 1999.

Today, this gender inequality is accepted in society which reveals a strong unfairness against women in employment. Men and women still follow very different career paths. Men are much more likely than women to be employed in skilled trades whereas women are more likely than not to be forced into working lower paid labor jobs such as cleaning. 'Women tend not to put their whole bodies into engagement in a physical task with the same ease and naturalness as men, There is the national organization for tradeswomen called 'Women and Manual Trades (WAMT) who support training women to work in plumbing, building and electricians for example. As well as this, they address the problem of low female representation in such work. Although there are organisations such as the WAMT who support women working in skilled trades the likeliness of women to partake in such a job is still very low and shows little improvement. This, yet again, reveals the strong dominance of men in employment worldwide.

Gender inequality is not an issue that can be resolved within a day or two, and reaching our final goal of equality is not going to be an easy step, all we can do is break it down into many factors and give it time to pay off. First part of our resolution is educational wise, which is basically teaching our young ones counter gender stereotypes from kinder-garden, and holding on to these beliefs all the way till college. This can be done by showing both sexes that there aren't any male or female biased sports, there isn't a major that a girl shouldn't get into because it's a "man major", those stereotypes should be totally eradicated from all new generations.

Another possible way to resolve our issue is through celebrities and TV. Nowadays, everyone's role model is a Hollywood star, a singer, a model, so basically a celebrity. Why don't we make these celebrities indirectly implant the idea of equality in our human brains, why don't they show us that males and females are capable of doing the same jobs and quests and that segregation is not needed? Again, I repeat that this won't be an easy process and it might take a very long time but at the end of the day, gender inequality is a very big issue and it has to be resolved sooner or later.

Humanity requires both men and women, and we are equally important and need one another. So why are women viewed as less than equal? These old attitudes are drilled into us from the very beginning. We have to teach our boys the rules of equality and respect, so that as they grow up, gender equality becomes a natural way of life. And we have to teach our girls that they can reach as high as humanly possible.

We have a lot of work to do, but we can get there if we work together. Unless women and men both say this is unacceptable, things will not change. With determination, commitment and strong belief, we can achieve our goal.

